

Certificate of Analysis

For R&D Use Only - Not a California Compliance Certificate.

Jealousy

Client:

Sample Name: Jealousy

Batch Number: N/A

Matrix: Plant

Unit Mass: 1 g per unit

Sample ID: 64150422-3

Date Received: 4/22/2025



Total CBD	ND
Delta 9-THC	0.21 %
THCA	35.11 %
Total Cannabinoids	35.52 %

Analysis Summary

Residual Pesticides	Pass
Residual Solvents & Processing Chemicals	Pass
Mycotoxins	Pass
Heavy Metals	Pass
Microbial Impurities	Pass
Total Terpenes	3.35 %

Cannabinoid Analysis

Complete

Analyte	LOD (%)	LOQ (%)	Mass (%)	Mass (mg/g)
CBDV	0.0035	0.011	ND	ND
CBD	0.0030	0.0090	ND	ND
CBG	0.0038	0.011	ND	ND
CBDA	0.0017	0.0052	ND	ND
CBN	0.00080	0.0024	ND	ND
Delta 9-THC	0.0022	0.0067	0.209	2.09
Delta 8-THC	0.0020	0.0059	ND	ND
CBC	0.00070	0.0021	ND	ND
THCA	0.0024	0.0073	35.112	351.12
Total CBD			ND	ND
Total THC			37.69	376.95
Total Cannabinoids			35.52	355.21

Date Tested: 4/23/2025

Total THC = THCa * 0.877 + d9-THC + d8-THC; Total CBD = CBDa * 0.877 + CBD

This certificate of analysis is responsible for the tested sample only and is for research and development (R&D) use only. This certificate of analysis shall not be reproduced, except in its entirety, without the written approval of FESA Labs. FESA Labs shall not be liable for any damage that may result from the data contained herein in any way. FESA Labs makes no claim to the efficacy, safety or other risks associated with any detected or non-detected amounts of any substances reported herein. If there are any questions with this report please email info@fesalabs.com. This certificate of analysis is intended only for the use of the party to whom it is addressed and may contain information that is confidential or protected from disclosure under applicable law. If you have received this document in error, please immediately contact us.

References: limit of detection (LOD), limit of quantitation (LOQ), not detected (ND), not tested (NT)

Certificate of Analysis

For R&D Use Only - Not a California Compliance Certificate.

Pesticide Analysis

Pass

Analyte	LOQ (ppm)	Limit (ppm)	Mass (ppm)	Status
Abamectin	0.050	0.10	ND	Pass
Acephate	0.050	0.10	ND	Pass
Acequinocyl	0.050	0.10	ND	Pass
Acetamiprid	0.050	0.10	ND	Pass
Aldicarb	0.050	0.00	ND	Pass
Azoxystrobin	0.050	0.10	ND	Pass
Bifenazate	0.050	0.10	ND	Pass
Bifenthrin	0.050	3.00	ND	Pass
Boscalid	0.050	0.10	ND	Pass
Captan	0.050	0.70	ND	Pass
Carbaryl	0.050	0.50	ND	Pass
Carbofuran	0.050	0.00	ND	Pass
Chlorantraniliprole	0.050	10.00	ND	Pass
Chlordane	0.050	0.00	ND	Pass
Chlorfenapyr	0.050	0.00	ND	Pass
Chlorpyrifos	0.050	0.00	ND	Pass
Clofentezine	0.050	0.10	ND	Pass
Coumaphos	0.050	0.00	ND	Pass
Cyfluthrin	0.050	2.00	ND	Pass
Cypermethrin	0.050	1.00	ND	Pass
Daminozide	0.050	0.00	ND	Pass
DDVP	0.050	0.00	ND	Pass
Diazinon	0.050	0.10	ND	Pass
Dimethoate	0.050	0.00	ND	Pass
Dimethomorph	0.050	2.00	ND	Pass
Ethoprophos	0.050	0.00	ND	Pass
Etofenprox	0.050	0.00	ND	Pass
Etoxazole	0.050	0.10	ND	Pass
Fenhexamid	0.050	0.10	ND	Pass
Fenoxycarb	0.050	0.00	ND	Pass
Fenpyroximate	0.050	0.10	ND	Pass
Fipronil	0.050	0.00	ND	Pass
Flonicamid	0.050	0.10	ND	Pass
Fludioxonil	0.050	0.10	ND	Pass
Hexythiazox	0.050	0.10	ND	Pass
Imazalil	0.050	0.00	ND	Pass
Imidacloprid	0.050	5.00	ND	Pass
Kresoxim Methyl	0.050	0.10	ND	Pass
Malathion	0.050	0.50	ND	Pass
Metalaxyl	0.050	2.00	ND	Pass
Methiocarb	0.050	0.00	ND	Pass
Methomyl	0.050	1.00	ND	Pass
Methyl Parathion	0.050	0.00	ND	Pass
Mevinphos	0.050	0.00	ND	Pass
Myclobutanil	0.050	0.10	ND	Pass
Naled	0.050	0.10	ND	Pass
Oxamyl	0.050	0.50	ND	Pass
Paclobotrazol	0.050	0.00	ND	Pass
Pentachloronitrobenzene	0.050	0.10	ND	Pass
Permethrin	0.050	0.50	ND	Pass
Phosmet	0.050	0.10	ND	Pass
Piperonyl Butoxide	0.050	3.00	ND	Pass
Prallethrin	0.050	0.10	ND	Pass
Propiconazole	0.050	0.10	ND	Pass

Certificate of Analysis

For R&D Use Only - Not a California Compliance Certificate.

Pesticide Analysis

Pass

Analyte	LOQ (ppm)	Limit (ppm)	Mass (ppm)	Status
Propoxur	0.050	0.00	ND	Pass
Pyrethrins	0.050	0.50	0.470	Pass
Pyridaben	0.050	0.10	ND	Pass
Spinetoram	0.050	0.10	ND	Pass
Spinosad	0.050	0.10	ND	Pass
Spiromesifen	0.050	0.10	ND	Pass
Spirotetramat	0.050	0.10	ND	Pass
Spiroxamine	0.050	0.00	ND	Pass
Tebuconazole	0.050	0.10	ND	Pass
Thiacloprid	0.050	0.00	ND	Pass
Thiamethoxam	0.050	5.00	ND	Pass
Trifloxystrobin	0.050	0.10	ND	Pass

Date Tested: 4/23/2025

Residual Solvents Analysis

Pass

Analyte	LOQ (µg/g)	Limit (µg/g)	Mass (µg/g)	Status
Acetone	100	5000	ND	Pass
Acetonitrile	100	410	ND	Pass
Benzene	1	1	ND	Pass
Butane	100	5000	ND	Pass
Chloroform	1	1	ND	Pass
1,2-Dichloroethane	1	1	ND	Pass
Ethanol	100	5000	ND	Pass
Ethyl Acetate	100	5000	ND	Pass
Ethyl Ether	100	5000	ND	Pass
Ethylene Oxide	1	1	ND	Pass
Heptane	100	5000	ND	Pass
n-Hexane	100	290	ND	Pass
Isopropanol	100	5000	ND	Pass
Methanol	100	3000	ND	Pass
Methylene Chloride	1	1	ND	Pass
Pentane	100	5000	ND	Pass
Propane	100	5000	ND	Pass
Toluene	100	890	ND	Pass
Trichloroethylene	1	1	ND	Pass
Xylenes	100	2170	ND	Pass

Date Tested: 4/28/2025

Mycotoxins

Pass

Analyte	LOQ (µg/g)	Limit (µg/g)	Mass (µg/g)	Status
Aflatoxin B1	0.02	0.02	ND	Pass
Aflatoxin B2	0.02	0.02	ND	Pass
Aflatoxin G1	0.02	0.02	ND	Pass
Aflatoxin G2	0.02	0.02	ND	Pass
Ochratoxin A	0.02	0.02	ND	Pass

Date Tested: 4/23/2025

Certificate of Analysis

For R&D Use Only - Not a California Compliance Certificate.

Heavy Metals Analysis

Pass

Analyte	LOQ (µg/g)	Limit (µg/g)	Mass (µg/g)	Status
Arsenic	0.050	0.200	ND	Pass
Cadmium	0.050	0.200	ND	Pass
Lead	0.125	0.500	ND	Pass
Mercury	0.025	0.100	ND	Pass

Date Tested: 4/24/2025

Microbial Analysis

Pass









Test	Result (CFU/g)	Status
<i>Aspergillus flavus</i>	Absent / 1g	Pass
<i>Aspergillus fumigatus</i>	Absent / 1g	Pass
<i>Aspergillus niger</i>	Absent / 1g	Pass
<i>Aspergillus terreus</i>	Absent / 1g	Pass
Shiga-toxin producing <i>Escherichia coli</i>	Absent / 1g	Pass
<i>Salmonella</i>	Absent / 1g	Pass

Date Tested: 4/25/2025

CFU = Colony Forming Units

Terpenoid Analysis

Complete

Analyte	LOQ (%)	Mass (%)	Mass (mg/g)
Camphene	0.0085	0.0548	0.548 
3-Carene	0.0085	ND	ND
β-Caryophyllene	0.0085	0.369	3.690 
p-Cymene	0.0085	ND	ND
Eucalyptol	0.0085	ND	ND
Fenchol	0.0085	0.1667	1.667 
α-Humulene	0.0085	0.2024	2.024 
δ-Limonene	0.0085	1.7143	17.143 
Linalool	0.0085	0.6429	6.429 
β-Myrcene	0.0085	ND	ND
Nerolidol	0.0085	ND	ND
α-Pinene	0.0085	0.1667	1.667 
Terpinolene	0.0085	0.0298	0.298 
Total Terpenoids		3.35	33.47

Date Tested: 4/28/2025

Certificate of Analysis

For R&D Use Only - Not a California Compliance Certificate.

Method References:

Hemp Profile (SOP HPLC Hemp by UV-Detection)

Multi-Residue Pesticide Analysis - (AOAC_200701)

Official Methods of Analysis, AOAC Official Method 2007.01, Pesticide Residues in Foods by Acetonitrile Extraction and Partitioning with Magnesium Sulfate, AOAC INTERNATIONAL (modified).

CEN Standard Method EN 15662: Food of plant origin - Determination of pesticide residues using GC-MS and/or LC-MS/MS following acetonitrile extraction/partitioning and clean-up by dispersive SPE - QuEChERS method.

Residual Solvents Analysis - 20 compounds (USP_467)

USP current revision, Chapter 62.

United States Pharmacopeia, 38nd Rev. - National Formulary 33th Ed., Method <467>, USP Convention, Inc., Rockville, MD (2015) (modified).

Mycotoxins Analysis - 5 compounds (FDA_MYC)

Determination of Mycotoxins in Corn, Peanut Butter and Wheat Flour Using Stable Isotope Dilution Assay (SIDA) and Liquid Chromatography-Tandem Mass Spectrometry (LC-MS/MS) (modified).

Heavy Metals Analysis - 4 elements (EPA_200.8)

Methods for the Determination of Metals in Environmental Standards - Supplement 1, EPA-600/R-94-111, May 1994.

"Determination of Metals and Trace Elements in Water and Wastes by Inductively Coupled Plasma-Mass Spectrometry", USEPA Method 200.8, Revision 5.1, EMMC Version (modified).

Microbial Analysis - (FDABAM_4A_5_18)

U.S. Food and Drug Administration, Bacteriological Analytical Manual, Chapter 4A, Diarrheagenic Escherichia coli; Chapter 5, Salmonella; Chapter 18, Yeasts, Molds and Mycotoxins (modified).